




IMPULSE  
PLAMAX



## PL LINE (PLAMAX) DUAL MOTION



- The PL line consists of 8 dual-functional strength machines which don't require a lot of space.
- Dual functional designs offer the most popular exercises delivered in an 8-model package.
- This line is the perfect choice for light commercial applications where floor space is limited.
- TUBING: RT40×80×2.5, USA LOOS Cable
- WEIGHT STACK 1: 77 Kg / 170 Lbs  
WEIGHT STACK 2: 113 Kg / 250 Lbs
- PAD COLOR:
  - Black 
  - Gray 
  - Brown 



**PL9002**  
LAT PULLDOWN / SEATED ROW

PRODUCT DIMENSION (LxWxH)	1764x1019x2182 (mm) 69.4x40.1x85.9 (in)
PRODUCT WEIGHT	95 Kg / 209 Lbs
40"	136 Sets

**PL9010**  
LEG PRESS / CALF RAISE

PRODUCT DIMENSION (LxWxH)	1938x1148x1520 (mm) 76.3x45.2x59.8 (in)
PRODUCT WEIGHT	108 Kg / 238 Lbs
40"	88 Sets



**PL9016**  
OUTER / INNER THIGH

PRODUCT DIMENSION (LxWxH)	1609x722x1515 (mm) 63.3x28.4x59.6 (in)
PRODUCT WEIGHT	99 Kg / 218 Lbs
40"	130 Sets

**PL9019**  
LEG EXTENSION / LEG CURL

PRODUCT DIMENSION (LxWxH)	1465x1245x1520 (mm) 57.7x49x59.8 (in)
PRODUCT WEIGHT	117 Kg / 258 Lbs
40"	75 Sets





**PL9021**  
MULTI PRESS

PRODUCT DIMENSION (LxWxH)	1924x1325x1518 (mm) 75.7x52.2x59.8 (in)
PRODUCT WEIGHT	114 Kg / 251 Lbs
40'	120 Sets



**PL9022**  
REAR DELTOID / PECTORAL FLY

PRODUCT DIMENSION (LxWxH)	1362x1219x2061 (mm) 53.6x48.0x81.1 (in)
PRODUCT WEIGHT	119 Kg / 262 Lbs
40'	124 Sets



**PL9023**  
BICEPS / TRICEPS

PRODUCT DIMENSION (LxWxH)	1207x1164x1513 (mm) 47.5x45.8x59.6 (in)
PRODUCT WEIGHT	99 Kg / 218 Lbs
40'	115 Sets



**PL9024**  
AB / LOW BACK

PRODUCT DIMENSION (LxWxH)	1046x1094x1520 (mm) 41.1x43.1x59.8 (in)
PRODUCT WEIGHT	104 Kg / 229 Lbs
40'	135 Sets

